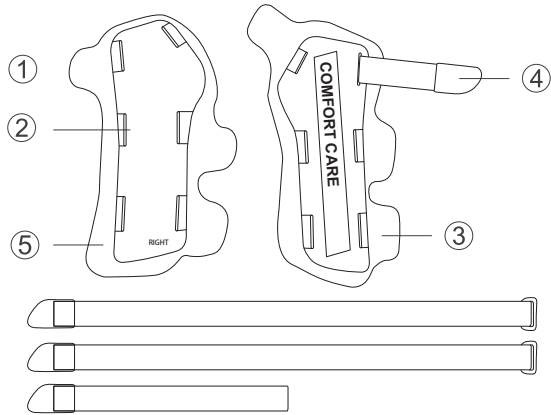


Immobilized Wrist Splint (7")



1. 2-piece design for easy wearing & removing.
2. Hard plastic (PC) splint for better stabilization & support.
3. Soft liner for more comfort.
4. Wrap straps with hook-loop fastener for easy adjustment.
5. Available for left or right hand.

Material Composition

- 45% PC
- 45% Nylon
- 10% EVA

Size chart

UNIVERSAL	5 1/2"~10 1/2"	14~27cm
-----------	----------------	---------



KAO CHEN ENTERPRISE CO., LTD.

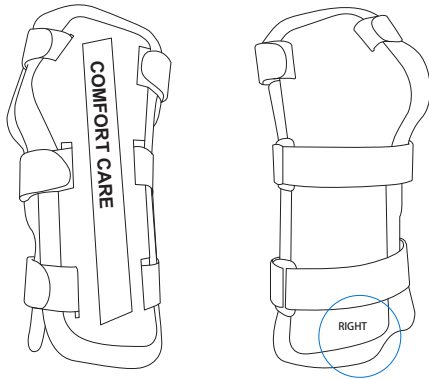
NO.68, LANE326, SANGANG RD., LONGJING,
TAICHUNG 43444, TAIWAN
Tel : 886-4-26308728 Fax : 886-4-26308729
www.softguards.com
E-mail : service@softguards.com



MNP09002

Instruction

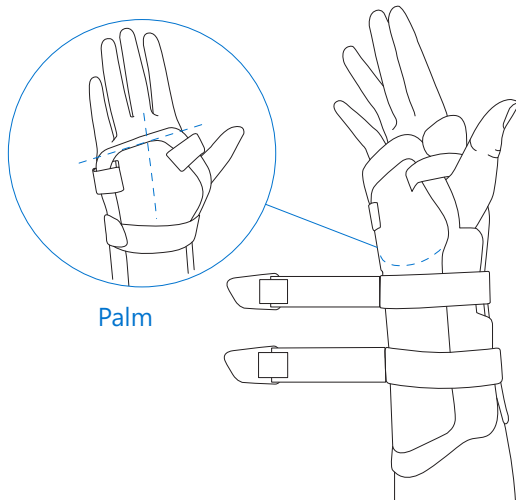
1. Ensure the product is on the correct side (right or left hand).
(Sample as right hand.)



Opisthenar

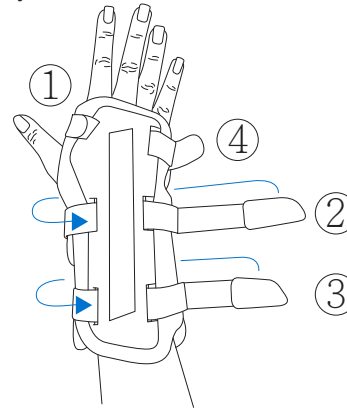
Palm

2. Loosen straps and slide hand into the brace with the splint positioned along the palm.



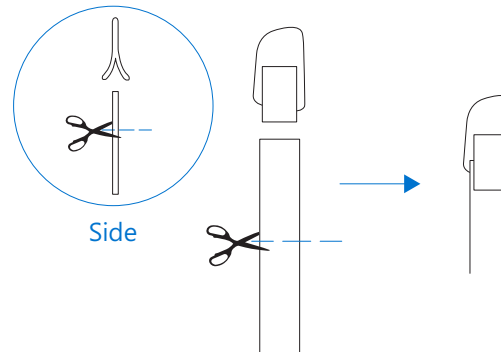
Palm

3. Cross the #1 strap over the pullicue (space between thumb and forefinger) and fasten it. Then, adjust and fasten rest of straps (#2~#4) to comfortable tightness sequentially.



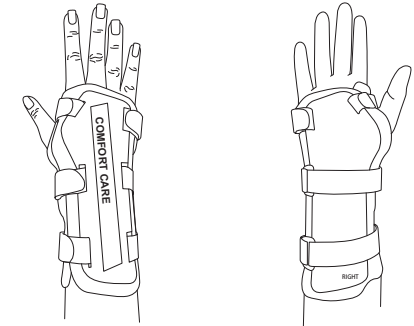
Opisthenar

4. If the strap is too long, the strap can be cut off after removing the hook piece at the end of the strap, and then reapply the hook piece to the strap end for final adjustment.



Side

Product views



Opisthenar

Palm

Caution

1. The product should be used under the supervision of a medical professional.
2. Over tightening of strap may compromise blood circulation.
3. If discomfort or pain results and persists, please discontinue wearing and consult with medical professional.
4. Make sure the fasteners are well fastened while wearing the brace. If the fasteners can not be fastened well, please stop using the brace to prevent injuries.
5. If product is in poor condition, please do not use it.

Washing instructions

1. Separate the liners and the plastic panels before washing.
2. Plastic panels: The surface can be cleaned with damp cloth.
3. Liners: Hand wash with mild detergent.
4. Rinse thoroughly and air dry.
5. Avoid direct exposure to sunlight.

