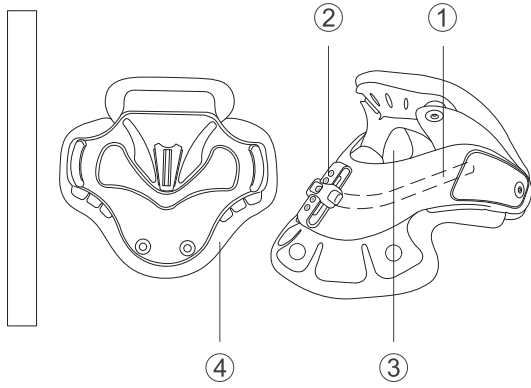


## Immobilizer Support Collar



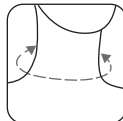
1. Pre-formed collar with tracheostomy opening.
2. Push button for easy adjustment of height.
3. 5-gear height adjustment mechanism for maximum support of upper neck.
4. 3 types of back panels for optional components.
5. Removable & replaceable foam liner.
6. Panel types: MPE01045: Standard Fixed  
MPE01046: Extension Fixed  
MPE01047: Up-Down Adjustable

## Material Composition

- 40% PP
- 30% PC
- 15% Polyester
- 5% ABS
- 5% PU
- 5% Nylon

## Size chart

UNIVERSAL	13"~19"	33~48 cm
-----------	---------	----------



KAO CHEN ENTERPRISE CO., LTD.

NO.68, LANE326, SANGANG RD., LONGJING,  
TAICHUNG 43444, TAIWAN  
Tel : 886-4-26308728 Fax : 886-4-26308729  
www.softguards.com  
E-mail : service@softguards.com

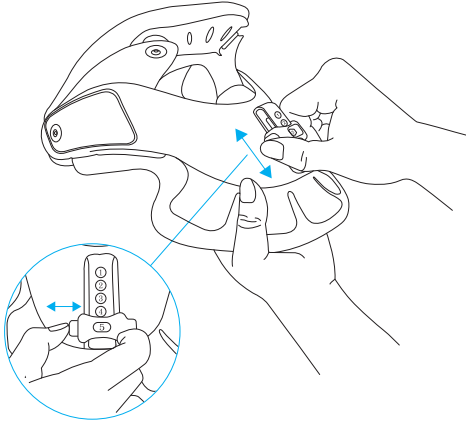


**Soft Guards**  
GUARDS YOUR BODY SOFTLY

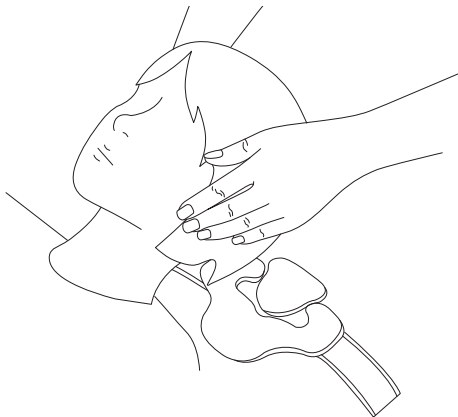
MPE01045

## Instruction

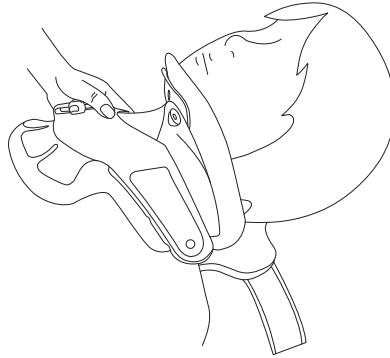
1. Hold the bottom of front collar with one hand, and clamp the adjustable knob with thumb & forefinger of the other hand. Press the adjustable knob to bottom and hold, and then move up or down to required chin panel position (5-gears). Release the adjustable knob and make sure the chin panel is locked.



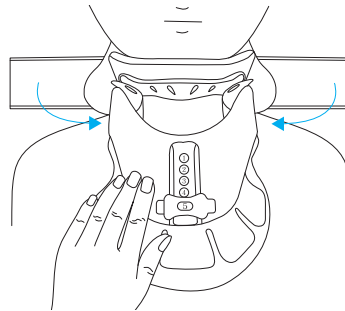
2. Place the back panel behind the neck and carefully slide it towards the centre.



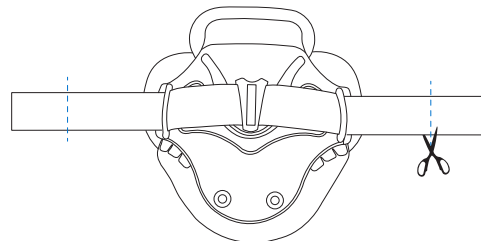
3. Centre the front panel between chin and chest.



4. Once positioned, softly place one hand on the front panel and gently attach the loop straps of the back panel to the side hooks for fixation.



5. Cut off the excess loop-side strap as necessary. Reconfirm the brace and strap at the right position before cut off the excess part.



## Product views



Front

Back

## Caution

1. The product should be used under the supervision of a medical professional.
2. Over tightening of strap may compromise blood circulation.
3. If discomfort or pain results and persists, please discontinue wearing and consult with medical professional.
4. Make sure the fasteners are well fastened while wearing the brace. If the fasteners can not be fastened well, please stop using the brace to prevent injuries.
5. If product is in poor condition, please do not use it.

## Washing instructions

1. Separate the liners and the plastic panels before washing.
2. Plastic panels: The surface can be cleaned with damp cloth.
3. Liners: Hand wash with mild detergent.
4. Rinse thoroughly and air dry.
5. Avoid direct exposure to sunlight.

